

# Cryo Flow

Operation instruction User's Manual

08 / 2025



**Thank you so much for purchasing our machine Cryo Flow.**

Please believe this machine will bring you reliable service and good performance. This chapter is a general description for Cryo Flow.



# Content

---

## Chapter 1 Machine description

1. Machine Description	4
2. Working theory	5

---

## Chapter 2 Safety attention

1. Electrical safety	6
2. Transportation safety	6
3. Primary warning	7

---

## Chapter 3 Construction and description for machine safety attention

1. System build up	8
2. Control panel	10
3. Drain water	10
4. Adapter instruction	10
5. LED therapy mask	12

---

## Chapter 4 Installation

1. The corresponding electrical requirements of the equipment	13
2. Equipment list	14

---

## Chapter 5 Operation

1. Interface description	15
2. Quick using	16
3. Machine parameter	16
4. Operation	17

# Chapter 1 Machine system description

---

## **Attention**

People who operate or maintenance this machine must read the manual carefully before operation

## **1. Machine description**

Cryo Flow cooling machine is an incredible cooling system that will never disturb the laser output or operation. It is designed to work seamlessly with laser equipment such as 808 diode laser, IPL, and RF, helping to relieve the patient's pain, redness, swelling, and heat damage during or after treatment.

The system also provides effective cold therapy for areas affected by inflammation, muscle soreness, or localized pain, supporting faster recovery and increased patient comfort.

Additionally, the device is equipped with an LED therapy mask for facial treatment, offering rejuvenating light therapy to enhance skin recovery and improve overall treatment results.

## 2. Working theory

- Before operation using, have a temporary anesthesia.
- Powerful cooling to -30°C
- The 1500W high-power compressor provided by Danfoss ensures the system can work continuously for long periods of time. (When the wind speed level is 4, The machine can work for 2 hours the minimum temperature)
- High-speed fans have a strong cooling effect, also 6 levels winds speed can meet the needs of different treatments
- Automatic defrost is the best performance for cooling
- The self-draining system ensures the safe and cleaning of machine
- The supporter for cooling make the operation more comfortable

## Chapter 2 Safety attention

---

### 1. Electrical safety

To ensure the safety of this machine's design and production strictly following the:

**General requirements for safety of medical electrical equipment** to production and test.

The operating system uses single-phase 220V (50Hz) power supply, the maximum input shouldn't be larger than 3A, 110 volts (60Hz) the maximum input current shouldn't be larger than 4A. In order to ensure the stability of performance, if your voltage is not stable, which will influence the machine, you need to have a 1500W regulator.

**Notice:** The operating system of the power supply with a standard three-core national standard connector to ensure that your network power outlet with a protective grounding wire, and safe grounding.

### 2. Transportation safety

This machine is a mechanical, electronic 2 in 1 machine, which does not allow users to use the long distance bumps. During the transport process, you must use the original shock absorber 4 package, otherwise it may lead to damage for the refrigeration system and mechanical electronic damage. In that case, our responsibility.

### **3. Primary warning**

- Non-professionals do not enter the treatment room
- Ensure all the people are familiar for the operation
- Not use this system in places where flammable or explosive or other insecurity is present
- Make sure that the safety warning card is in a obvious position when using this system

## **Chapter 3** Construction and description for machine

---

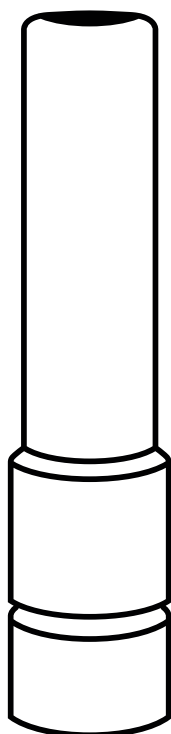
### **1. System build up**







**WATER OUTFLOW**



**TREATMENT  
HEAD**

## 2. Control panel

Push the Air Switch the machine is start from original interface into the operation interface.

## 3. Drain water

### Important

The machine need to do the defrost after every **2 hours of working**



The machine tank stores the water produced by the defrost process. After 6 defrosting of the device, drain the water from the tank.

### Important

Drain water from the tank inside regularly after every defrosting

## 4. Adapter instruction

Adapter name	Image	Description
<b>Adapter</b> <b>INCLUDED</b>		Small range treatment, reduces skin temperature, such as eyebrows, armpits, foreheads.

Adapter name	Image	Description
<b>808 Adapter Head</b> <b>OPTIONAL</b>		Cooperating with P-808 Diode laser system for hair removal treatment.
<b>SHR Adapter</b> <b>OPTIONAL</b>		Cooperating with SHR IPL series for hair removal and skin rejuvenation treatment.

## 5. LED therapy mask

**LED therapy facial combines 6 colours LED light which has different wave lengths for light treatment for skins problems, helping to regain a youthful look.**

### **Red - 630NM**

Stimulates the skin to intensively produce collagen and elastin, thanks to which it reduces wrinkles and improves skin firmness, it also helps to get rid of puffiness under the eyes. It has anti-inflammatory properties and reduces redness, thanks to which it is also helpful in regenerating the skin after invasive procedures.

### **Blue - 460NM**

Supports the treatment of acne lesions, and also prevents the formation of new ones – to a very large extent destroys bacteria. During the treatment, the mask regulates the work of the sebaceous glands and reduces enlarged pores.

### **Green - 525NM**

Improves blood circulation and has a relaxing effect on the skin. Supports the wound healing process, blocks the formation of melanin (spots, freckles and discoloration). It greatly reduces wrinkles and scars, and stimulates the lymph glands.

### **Purple - 830NM**

It acts on melanocytes, which are responsible for the color of the skin and hair in our body.

During the treatment, it brightens and reduces discoloration, freckles and stains arising in old age; rejuvenates, nourishes the skin and heals irritations. The use of the mask also contributes to the improvement of blood microcirculation.

### **White - 380NM**

Penetrates very deeply into the skin, speeds up the metabolism in the body, removes wrinkles; the treatment is recommended especially for people who have problems with skin firmness.

### **Yellow - 580NM**

The treatment provides energy to the cellular energy center, increases the amount of active oxygen, nourishes and oxygenates the cells. Supports immune functions, slows down the aging process as it stimulates collagen synthesis in the skin.



## **Chapter 4** Installation

---

### **1. The corresponding electrical requirements of the equipment**

The machine can be installed in the hospital, medical clinics and beauty salon.

Before opening the instrument, check that the installation environment location meets the requirements described in this section.

The system should be installed away from the hot air, and with other objects have a certain distance.

The instrument in accordance with the requirements of the factory before the installation of the location of the installation of the rated voltage.

#### **The corresponding electrical requirements for the equipment are as follows:**

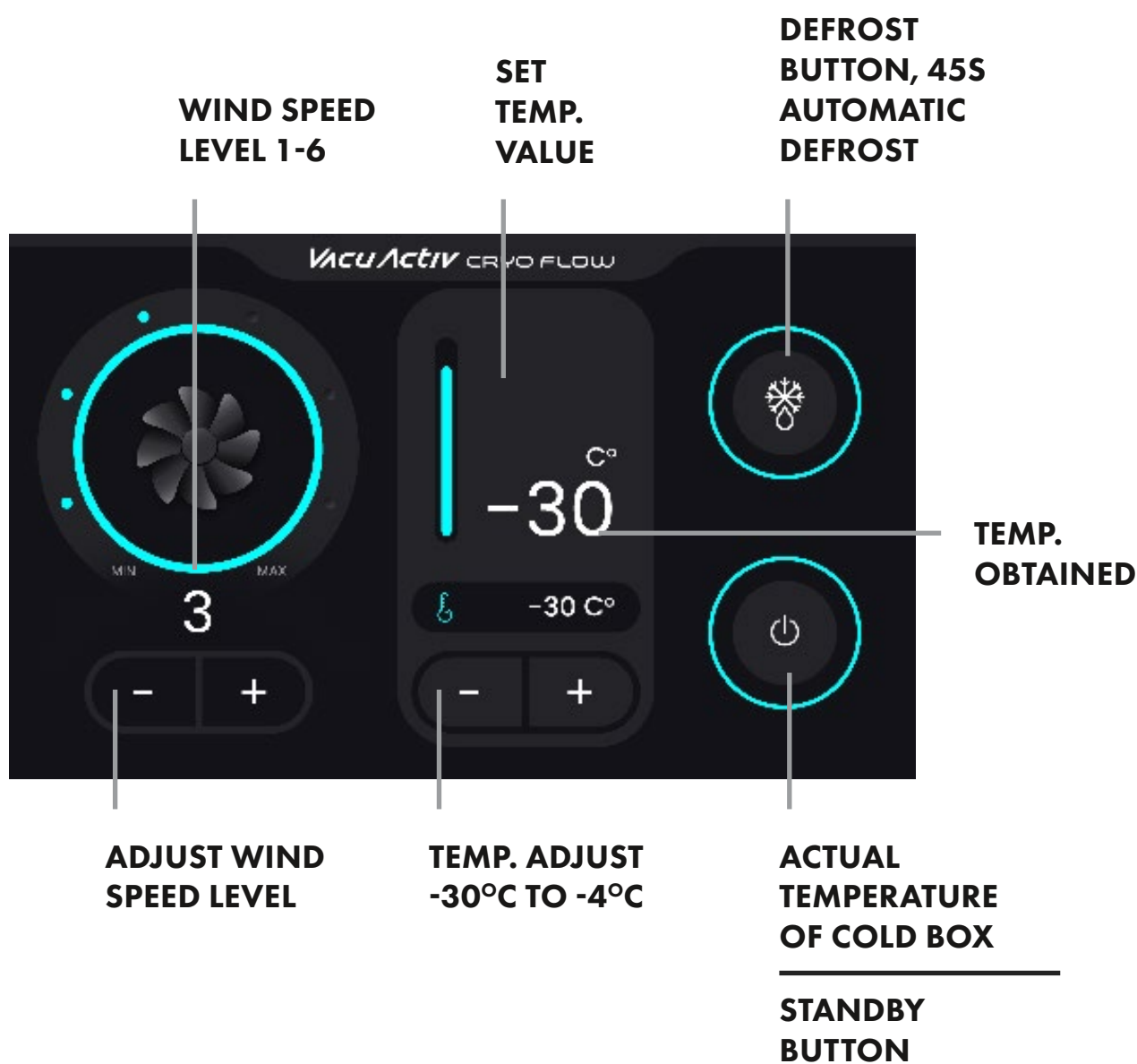
- Single-Phase 220V±10% 10A 50Hz
- The grounding of the equipment through the wall of the power jacket is grounded by the wall line. Good grounding is essential for safe operation.
- The input voltage can not have transients, voltage and current spikes, collapses or surges.
- To ensure that the system is in the best condition, the indoor temperature should be kept at about 20°C, the relative humidity can not exceed 80%, therefore, the treatment room is best equipped with air conditioning.
- Do not allow the instrument to be exposed to direct sunlight for long periods of time

## **2. Equipment list**

1. Cryo Flow machine
2. One power cord
3. One coolig tube
4. One treatment head

## Chapter 5 Operation

### 1. Interface description



## 2. Quick using

Machine cooling takes time, so the machine just blow out the wind temperature close to room temperature after a period of time (5 - 10minutes) then the air will cooling. Cryo Flow needs to be **defrosted after two hours of operation**. Device tank stores the water produced by the defrost process, **drain regularly after defrosting**.

## 3. Machine parameter

Type	Cryo Flow air cooling system
Control System	10.1-inch True color Touch Screen
Power	1500W
Temperature	-30°C to -4°C
Wind Level	1-6 Adjustable
Defrost time	45 seconds
Working voltage	110V 60hz,3A, 220V,50hz, 3A
Net weight	62 kg
Cooling Tube Length	2m
Supporter	Yes
Device Dimensions	Width: 570,4mm Depth: 881,7mm Height: 839,3mm Height with supporter: 2035,5mm



## 4. Operation

Cryo Flow can be used with:

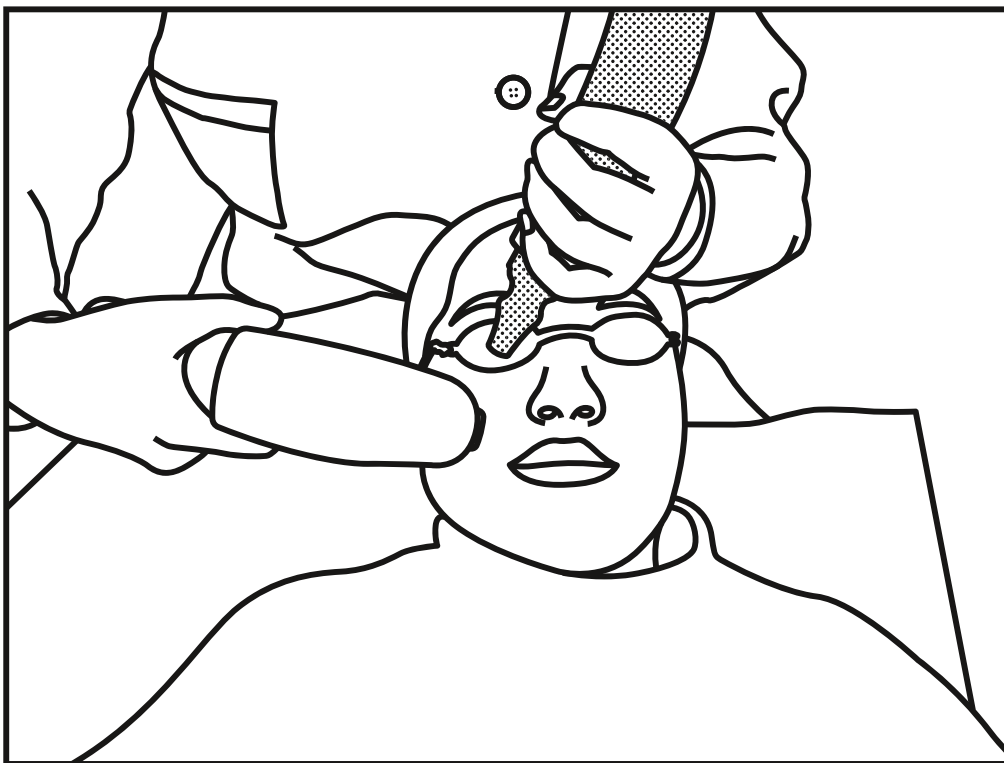
- 808 laser,
- IPL 980 laser CO2 laser,
- RF machine,

Cryo Flow reduce the pain and temperature, avoid the scald.

1. Before starting the session, cool the treatment area for 2 minutes.
2. The treatment head should target to the light outlet when you do the laser treatment.
3. If there is no adapter with the optical device, then the face treatment, the outlet should be tilted along the patient's forehead to the direction of the chin for treatment, so that patients more comfortable.

## Operation as shown below

Like this you should handle the outlet, and follow the treatment head when you operation.  
Blowing while cooling.



## Operation as shown below

If the operation uses the adapter head, the cold wind will blow out from the treatment head



***VacuActiv*** | MANUFACTURER